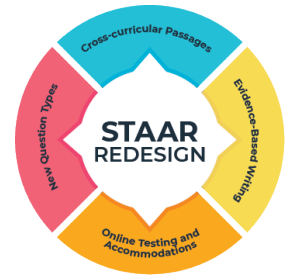


STAAR Redesign Spring 2023 • Blueprint Comparison, English & Spanish

Grade 5 Science • 2021-22 vs. 2022-23



Reporting Category	Standards				# of Questions		# of Points	
	# of Readiness		# of Supporting		21-22	22-23	21-22	22-23
	21-22	22-23	21-22	22-23				
2022-23								
1: Matter and Energy	1	1	4	3	6	4-6	6	5-8
2: Force, Motion, and Energy	3	3	2	2	8	6-8	8	7-10
3: Earth and Space	4	3	11	10	10	8-10	10	9-13
4: Organisms and Environments	4	4	5	4	12	10-12	12	11-15

Standard Type	Total # of Standards on Test		% of Test Questions		# of Questions	
	21-22	22-23	21-22	22-23	21-22	22-23
Readiness	12	11	60%-65%	—	22-24	—
Supporting	22	19	35%-40%	—	12-14	—

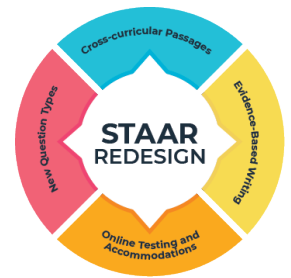
Question Type	# of Questions	
	21-22	22-23
Multiple Choice	36	—
1-Point (multiple choice and non-multiple choice)	—	25
2-Point (non-multiple choice)	—	7

Analysis: Questions per Number of Possible Points

2022-23 Question Type	# of Questions	% of Questions	# of Points	% of Points
1-Point Questions (multiple choice and non-multiple choice)	25	78.1%	25	64.1%
2-Point Questions (non-multiple choice)	7	21.9%	14	35.9%
Total	32	100%	39	100%

STAAR Redesign Spring 2023 • Blueprint Comparison, English & Spanish

Grade 8 Science • 2021-22 vs. 2022-23



Reporting Category	Standards				# of Questions		# of Points	
	# of Readiness		# of Supporting		21-22	22-23	21-22	22-23
	21-22	22-23	21-22	22-23				
2022-23								
1: Matter and Energy	5	5	7	4	11	9-11	11	10-14
2: Force, Motion, and Energy	2	2	6	5	9	7-9	9	8-12
3: Earth and Space	5	5	10	9	11	9-11	11	10-14
4: Organisms and Environments	3	2	11	11	11	9-11	11	10-14

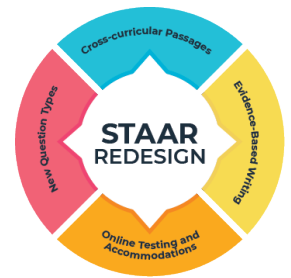
Standard Type	Total # of Standards on Test		% of Test Questions		# of Questions	
	21-22	22-23	21-22	22-23	21-22	22-23
Readiness	15	14	60%-65%	—	25-27	—
Supporting	34	29	35%-40%	—	15-17	—

Question Type	# of Questions	
	21-22	22-23
Multiple Choice	40	—
Griddable	2	—
1-Point (multiple choice and non-multiple choice)	—	30
2-Point (non-multiple choice)	—	8

Analysis: Questions per Number of Possible Points

2022-23 Question Type	# of Questions	% of Questions	# of Points	% of Points
1-Point Questions (multiple choice and non-multiple choice)	30	78.9%	30	65.2%
2-Point Questions (non-multiple choice)	8	21.1%	16	34.8%
Total	38	100%	46	100%

STAAR Redesign Spring 2023 • Blueprint Comparison, English & Spanish Biology • 2021-22 vs. 2022-23



Reporting Category	Standards				# of Questions		# of Points	
	# of Readiness		# of Supporting		21-22	22-23	21-22	22-23
	2022-23	21-22	22-23	21-22				
1: Cell Structure and Function	3	3	3	3	10	8-10	10	8-13
2: Mechanisms of Genetics	3	3	4	4	10	8-10	10	8-13
3: Biological Evolution and Classification	3	3	6	6	10	8-10	10	8-13
4: Biological Processes and Systems	3	3	3	3	10	8-10	10	8-13
5: Interdependence within Environmental Systems	4	4	3	3	10	8-10	10	8-13

Standard Type	Total # of Standards on Test		% of Test Questions		# of Questions	
	21-22	22-23	21-22	22-23	21-22	22-23
Readiness	16	16	60%-65%	—	30-32	—
Supporting	19	19	35%-40%	—	18-20	—

Question Type	# of Questions	
	21-22	22-23
Multiple Choice	50	—
1-Point (multiple choice and non-multiple choice)	—	37
2-Point (non-multiple choice)	—	8

Analysis: Questions per Number of Possible Points

2022-23 Question Type	# of Questions	% of Questions	# of Points	% of Points
1-Point Questions (multiple choice and non-multiple choice)	37	82.2%	37	69.8%
2-Point Questions (non-multiple choice)	8	17.8%	16	30.2%
Total	45	100%	53	100%