

The background of the slide is a blurred photograph of a group of diverse children in a school setting. In the foreground, three children are smiling at the camera: a girl with blonde hair on the left, a girl with brown hair in the center, and a boy with dark skin on the right. The rest of the image is out of focus, showing other students and a school hallway.

Academic Accountability Update

July 30, 2020

Jonathan Delgado

Performance Reporting | Texas Education Agency

- 2020 Accountability Update
- 2021 Accountability Development
- Additional Upcoming Releases
- Q&A Session

2020 Accountability Update

Accountability Rating Labels

- Due to the disruptions caused by COVID-19, all districts, open-enrollment charter schools, and campuses will receive the label of *Not Rated: Declared State of Disaster* in 2020.
- This rating label indicates that due to extraordinary public health and safety circumstances, the closure of schools during the state's testing window inhibited the ability of the state to accurately measure district and campus performance.

Identification of Schools for Improvement

- While no ratings will be issued in 2020, an overall rating or domain rating of *D* or *F* in 2019 and an overall rating or domain rating of *D* or *F* in 2021 will be considered consecutive for the determination of multiple-year unacceptable status.
- When a district or campus receives a *Not Rated: Declared State of Disaster* label, the district or campus shall continue to implement the previously ordered sanctions and interventions.

- The administrative rule adoption process for Chapters 1–11 of the *2020 Accountability Manual* is complete; the final versions are available at <http://tea.texas.gov/2020accountabilitymanual.aspx>.
- A Summary of Changes document explains the changes that were made from the proposed manual (posted in May) and the final, adopted manual.
- Appendices will not be posted as they are irrelevant.

- Performance Reporting will release the following items on August 17, 2020:
 - Schools Identified for Improvement and Support
 - College, Career, and Military Readiness (CCMR) Verifier
 - CCMR Tracker
 - Public Education Grant (PEG) List
 - Postsecondary Outcomes Report

Schools Identified for Improvement and Support

- The list of campuses identified for school improvement for the 2020–21 school year will include 2019–20 campuses with the following caveats:
 - Comprehensive “reidentified” labels are removed. Comprehensive campuses are labeled as “identified” or “progress.”
 - Campuses identified as comprehensive with a 2019 Closing the Gaps scaled score above the bottom five percent (regardless of letter grade) are labeled as “progress.”
 - Campuses identified for targeted or additional targeted solely based on the all students group are removed.

- The CCMR Verifier will be a TEA Login (TEAL) version of last year's CCMR corrections system which occurred in April and May.
- Corrections will be submitted through the TEAL Accountability application for the list of 2018–19 annual graduates plus non-graduating 12th graders.
- Districts will have through **October 1** to electronically submit documentation for updates to student records.
- The verifier can only be used to correct non-PEIMS indicators.

CCMR Verifier Walkthrough



2020 College, Career, and Military Readiness (CCMR)

*The TEAL Accountability application is not fully compatible with Microsoft Internet Explorer.
Please use Google Chrome or Microsoft Edge web browsers to view and download content through TEAL Accountability.*

The **CCMR Tracker** allows districts to identify and target resources toward high school students who have yet to demonstrate college, career, or military readiness. For additional information, [click here](#).

[CCMR Tracker Application](#)

The **CCMR Verifier** provides districts an opportunity to verify the accuracy of their CCMR data and, if needed, submit official documentation to correct data. CCMR data is shown for 2018-19 annual graduates and non-graduating 12th graders. For additional information, [click here](#). For assistance with completing the CCMR verification process, please contact your local [education service center](#).

[CCMR Verifier Application](#)

Questions regarding the state accountability system should be directed to the Performance Reporting Division. Contact us at (512) 463-9704 or performance.reporting@tea.texas.gov.

CCMR Verifier Walkthrough

CCMR Verifier System

Student Data Change Requests

CAYUGA ISD - High School Campus List

001902001 : CAYUGA H S

Change Request Actions

upload supporting documentation

submit requested changes

District Reports and Data

	Campus	Campus Name	Last Name	First Name	Middle Name	Birth Date	Student ID	CCMR Met	
edit	001902001	CAYUGA H S	MORATH	MIKE	I	2000-06-14	00000000	Yes	
edit	001902001	CAYUGA H S	DELGADO	JONATHAN	D	2001-08-14	00000000	No	
edit	001902001	CAYUGA H S							
edit	001902001	CAYUGA H S							
edit	001902001	CAYUGA H S							
edit	001902001	CAYUGA H S							
edit	001902001	CAYUGA H S							
edit	001902001	CAYUGA H S							
edit	001902001	CAYUGA H S							
edit	001902001	CAYUGA H S							
edit	001902001	CAYUGA H S							

Student Selected

Name:	CCMR Met: No	Birth Date: 2001-08-14
Student ID: 000000000 SSN: 000000000	TSDS ID: 000000000	Local ID:
Score/Indicator	Original Value	Requested Change
ACT English High Score	13	<input type="text"/> <input type="radio"/> Reset [range: 1 to 36]
ACT Math High Score	15	<input type="text"/> <input type="radio"/> Reset [range: 1 to 36]
ACT Super Composite Score	15	<input type="text"/> <input type="radio"/> Reset [range: 1 to 36]
SAT ELA High Score	.	<input type="text"/> <input type="radio"/> Reset [range: 200 to 800]
SAT Math High Score	.	<input type="text"/> <input type="radio"/> Reset [range: 200 to 800]
TSIA Math High Score	339	<input type="text"/> <input type="radio"/> Reset [range: 300 to 400]

CCMR Verifier Walkthrough

CCMR Verifier System Student Data Change Requests

CAYUGA ISD - High School Campus List

001902001 : CAYUGA H S

Change Request Actions

upload supporting documentation

submit requested changes

District Reports and Data

	Campus	Campus Name	Last Name	First Name	Middle Name	Birth Date	Student ID	CCMR Met
edit	001902001	CAYUGA H S	MORATH	MIKE	I	2000-06-14	00000000	Yes
edit	001902001	CAYUGA H S	DELGADO	JONATHAN	D	2001-08-14	00000000	No
edit	001902001	CAYUGA H S						

Supporting Documentation Upload

close

Requested changes to student CCMR indicators require supporting documentation before updates can occur. TEA requires that all necessary information to support these change(s) be contained in **one PDF document** per student. The file size **must not exceed 16 megabytes**. TEA Performance Reporting staff will examine the requested change(s) and the documentation provided before a final assessment is made. District staff will be contacted should requested changes not meet requirements or if any other issue remains.

Select a PDF file to upload

Browse... No file selected.

Submit Query

Reset

Date: 2001-08-14

ID:

Requested Change

☐ Reset [range: 1 to 36]

☐ Reset [range: 1 to 36]

☐ Reset [range: 1 to 36]

☐ Reset [range: 200 to 800]

☐ Reset [range: 200 to 800]

☐ Reset [range: 300 to 400]

- The CCMR tracker will provide districts with an early preview of CCMR status for students who were in grades 9–12 during school year 2019–20.
- No corrections will be submitted to TEA; this report is for informational purposes only.
- If districts find errors, they are encouraged to work with testing vendors to make corrections prior to the student's graduation.

CCMR Tracker Walkthrough



2020 College, Career, and Military Readiness (CCMR)

*The TEAL Accountability application is not fully compatible with Microsoft Internet Explorer.
Please use Google Chrome or Microsoft Edge web browsers to view and download content through TEAL Accountability.*

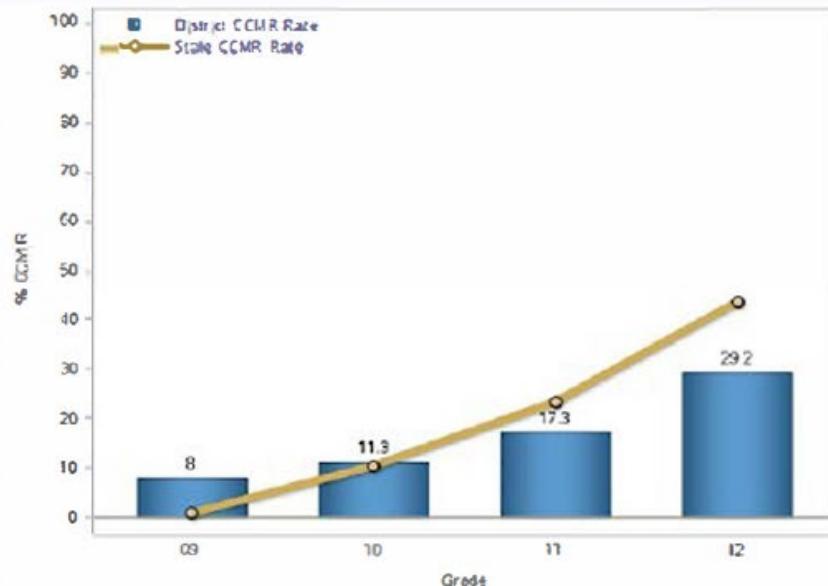
The **CCMR Tracker** allows districts to identify and target resources toward high school students who have yet to demonstrate college, career, or military readiness. For additional information, [click here](#).

[CCMR Tracker Application](#)

The **CCMR Verifier** provides districts an opportunity to verify the accuracy of their CCMR data and, if needed, submit official documentation to correct data. CCMR data is shown for 2018-19 annual graduates and non-graduating 12th graders. For additional information, [click here](#). For assistance with completing the CCMR verification process, please contact your local [education service center](#).

[CCMR Verifier Application](#)

Questions regarding the state accountability system should be directed to the Performance Reporting Division. Contact us at (512) 463-9704 or performance.reporting@tea.texas.gov.



[Campus Bar Charts](#)

[Download District Student Data to Excel](#)

Select a school below to view the student listing:

- 015822001 - SAN ANTONIO
- 015822004 - LAKE FORK
- 015822009 - WELLS BRANCH
- 015822010 - BROWNSVILLE

Sorted by Grade, CCMR Status, and Student Name

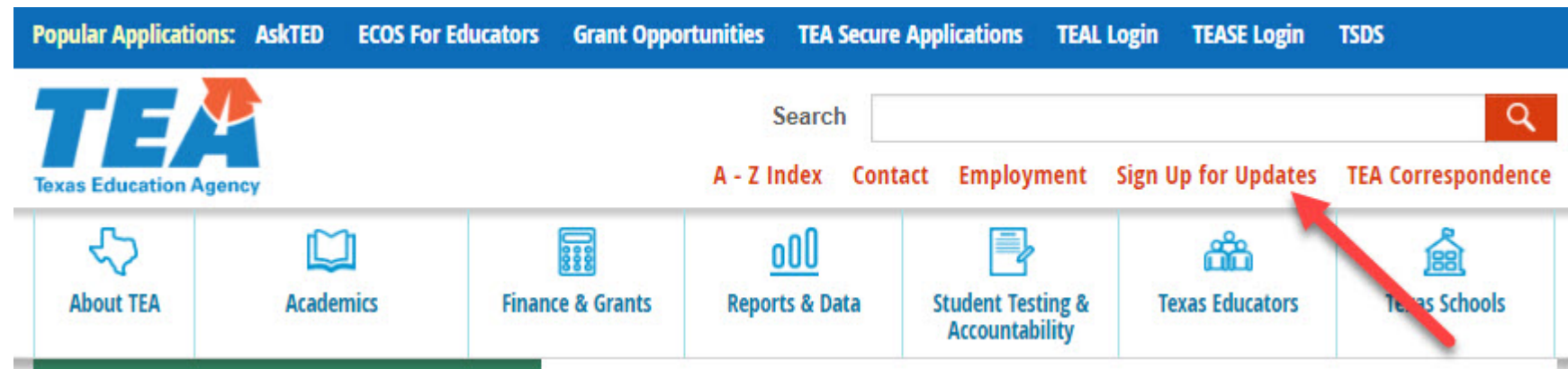
Y = Met Indicator, N = Did not meet Indicator, - = No data available

Campus	Grade	Student Name	SSN	DOB	Ethnicity	CCMR	TSI ELA/Reading & Math	TSI ELA/Reading	TSIA Reading	ACT ELA	SAT ELA	College Prep ELA	TSI Math	TSIA Math	ACT Math	SAT Math	College Prep Math	AP/IB	Dual Credit	Industry Cert	Level 1 or 2 Cert	Assoc Degree	OnRamps
SAN ANTONIO	12	MORATH, MIKE	000000000	02/22/02	Hispanic	Y	N	Y	Y	-	N	-	N	N	-	N	-	-	Y	-	-	-	-
			000000000	01/18/02	Hispanic	Y	Y	Y	Y	N	Y	-	Y	Y	N	Y	-	-	Y	-	-	-	-
			000000000	04/25/02	Hispanic	Y	N	Y	Y	N	Y	-	N	N	N	N	-	-	Y	-	-	-	-
			000000000	03/28/02	Hispanic	Y	-	-	-	-	-	-	-	-	-	-	-	-	Y	-	-	-	-
			000000000	11/16/01	Hispanic	Y	N	Y	Y	-	-	-	N	N	-	-	-	-	Y	-	-	-	-
			000000000	11/09/01	Hispanic	Y	Y	Y	Y	-	N	-	Y	N	-	Y	-	-	Y	-	-	-	-
			000000000	09/15/01	Hispanic	Y	Y	Y	Y	-	Y	-	Y	Y	-	Y	-	-	Y	-	-	-	-
			000000000	10/19/01	Hispanic	Y	N	Y	Y	-	-	-	N	N	-	-	-	-	Y	-	-	-	-
			000000000	02/02/00	Asian	Y	N	Y	Y	-	N	-	N	N	-	N	-	-	Y	-	-	-	-

CCMR Tracker Walkthrough

<div> <div>File Home Insert Page Layout Formulas Data Review View Developer Help Acrobat Search</div> <div> <div> <div>Cut Copy Paste</div> <div>Format Painter</div> </div> <div> <div>Albany AMT 10 A A</div> <div>B I U</div> <div>Font</div> </div> <div> <div>Wrap Text</div> <div>Alignment</div> </div> <div> <div>General</div> <div>\$ %</div> <div>Number</div> </div> <div> <div>Conditional Formatting</div> <div>Format as Table</div> <div>Cell Styles</div> <div>Styles</div> </div> <div> <div>Insert Delete Format</div> <div>Cells</div> </div> <div> <div>AutoSum Fill Clear</div> <div>Sort & Find & Filter Select</div> <div>Editing</div> </div> <div> <div>Share Comments</div> <div>Ideas</div> </div> </div> </div>																
A27 TEXAS ISD																
	District Name	Campus Name	Grade	Student Name	SSN	TSDS	Local ID	DC	Ethnicity	Eco Dis	Special Ed	CCMR	TSI ELA/Reading & Ma	ELA/Readi	TSI Readii	TSIA Reading Test Da
27	TEXAS ISD	TEXAS H S	12	Nidia Milby	000000000	111111111	222222222	09/25/00	White	Y	Y	N	-	-	-	-
28	TEXAS ISD	TEXAS H S	12	Lurline Duarte	000000001	111111111	222222222	02/09/02	White			N	N	Y	Y	08/13/19
29	TEXAS ISD	TEXAS H S	12	Reynaldo Heavrin	000000002	111111111	222222222	10/30/01	Afr Amer	Y	Y	N	-	-	-	-
30	TEXAS ISD	TEXAS H S	12	Sherron Geier	000000003	111111111	222222222	11/08/00	White			N	-	-	-	-
31	TEXAS ISD	TEXAS H S	12	Melodi Lauer	000000004	111111111	222222222	03/26/01	White	Y	Y	N	-	-	-	-
32	TEXAS ISD	TEXAS H S	12	Maple Ramires	000000005	111111111	222222222	12/10/00	Hispanic	Y	Y	N	N	N	N	03/09/18
33	TEXAS ISD	TEXAS H S	12	Maudie Nickles	000000006	111111111	222222222	12/08/01	White	Y		N	-	-	-	-
34	TEXAS ISD	TEXAS H S	12	Robby Fizer	000000007	111111111	222222222	06/06/01	Two+		Y	N	-	-	-	-
35	TEXAS ISD	TEXAS H S	12	Lucretia Warshaw	000000008	111111111	222222222	06/06/02	Two+	Y		N	N	Y	Y	08/13/19
36	TEXAS ISD	TEXAS H S	12	Junita Neloms	000000009	111111111	222222222	03/12/01	Hispanic	Y	Y	N	-	-	-	-
37	TEXAS ISD	TEXAS H S	12	Gregorio Fonda	000000010	111111111	222222222	05/30/01	White	Y		N	-	-	-	-
38	TEXAS ISD	TEXAS H S	12	Lasandra Peter	000000011	111111111	222222222	08/26/02	White	Y	Y	N	N	N	N	08/13/19
39	TEXAS ISD	TEXAS H S	12	Garret Freel	000000012	111111111	222222222	06/25/01	White		Y	N	-	-	-	-
40	TEXAS ISD	TEXAS H S	12	Marge Luft	000000013	111111111	222222222	08/15/01	White			N	N	N	N	08/15/19
41	TEXAS ISD	TEXAS H S	12	Ardis Harryman	000000014	111111111	222222222	02/27/02	White			N	N	Y	Y	08/15/19
42	TEXAS ISD	TEXAS H S	11	Lynda Core	000000015	111111111	222222222	03/15/03	White			Y	Y	Y	Y	03/04/19
43	TEXAS ISD	TEXAS H S	11	Thurman Mustain	000000016	111111111	222222222	04/02/03	White			Y	Y	Y	Y	03/04/19
44	TEXAS ISD	TEXAS H S	11	Rocio Welty	000000017	111111111	222222222	08/12/02	White			Y	Y	Y	Y	06/04/19
45	TEXAS ISD	TEXAS H S	11	Sharda Goslin	000000018	111111111	222222222	11/20/02	Two+	Y	Y	N	-	-	-	-
46	TEXAS ISD	TEXAS H S	11	Cherri Haggins	000000019	111111111	222222222	06/17/02	Hispanic	Y		N	-	-	-	-
47	TEXAS ISD	TEXAS H S	11	Carol Hetzler	000000020	111111111	222222222	08/28/02	White			N	N	Y	Y	03/04/19
48	TEXAS ISD	TEXAS H S	11	Elaina Wan	000000021	111111111	222222222	06/26/03	White			N	-	Y	Y	03/04/19
49	TEXAS ISD	TEXAS H S	11	Andy Stefanski	000000022	111111111	222222222	09/12/02	White			N	N	N	N	03/04/19
50	TEXAS ISD	TEXAS H S	11	Wilbur Restivo	000000023	111111111	222222222	10/16/02	White		Y	N	-	-	-	-
51	TEXAS ISD	TEXAS H S	11	Bennett Purcell	000000024	111111111	222222222	03/21/03	White			N	-	-	-	-

- Additional presentations and training materials will be available mid-August regarding the CCMR Tracker and Verifier.
- Subscribe to the Performance Performing Weekly Bulletin for additional information.

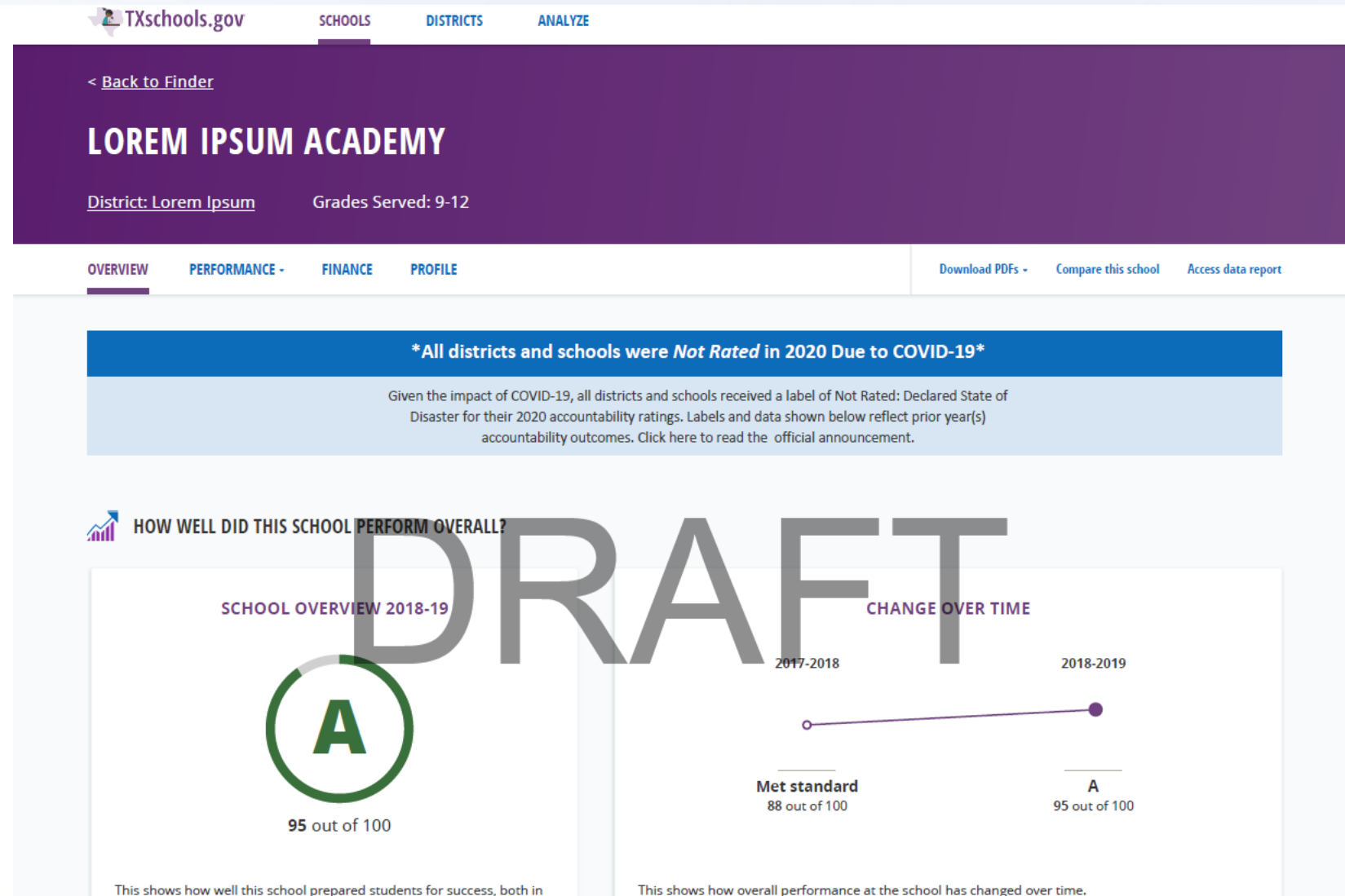


PEG List & Postsecondary Outcomes Report

- The updated list of campuses identified for PEG will also be released on August 17. Campuses identified in 2019 will remain on the 2021–22 PEG List.
- A report showing postsecondary outcomes, including the percentage of graduates who earned any two-year or four-year degree, a Level I or Level II certificate, or an industry-based certification will be released in TXschools.gov.

- The following reports will not be available on August 17, 2020:
 - Accountability domain data tables (Student Achievement, School Progress, and Closing the Gaps).
 - Distinction designation reports
- The Division of Research and Analysis has published the Class of 2019 (4-year), Class of 2018 (5-year), and Class of 2017 (6-year) longitudinal rates and student listings for districts and campuses last month. This data will also be published in the Texas Academic Performance Reports (TAPR) HTML system in the fall.

- TXschools.gov will be updated on August 14th with 2020 labels of *Not Rated: Declared State of Disaster*.



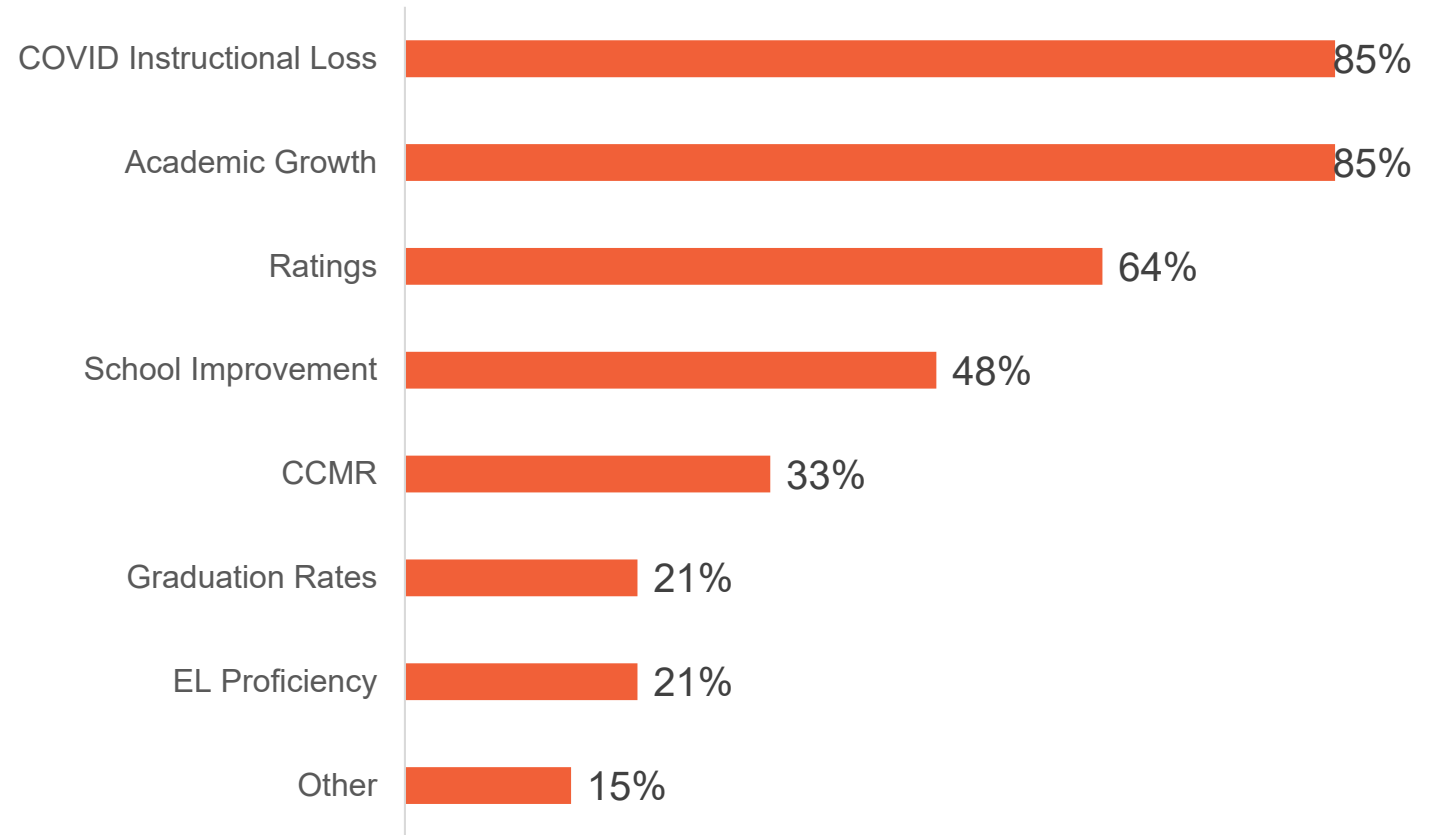
2021 Accountability System Development

Advisory Committees

- Performance Reporting staff met with the Accountability Technical Advisory Committee (ATAC) and the Accountability Policy Advisory Committee (APAC) on June 8th and 9th and on July 20th and 21st to discuss the impact of COVID-19 on 2021 accountability.
- Meeting materials are posted at <https://tea.texas.gov/texas-schools/accountability/academic-accountability/performance-reporting/2021-accountability-development-materials>.

- Eighty-five percent of APAC and ATAC members are concerned about instructional loss from COVID and Academic Growth for 2021.

APAC & ATAC 2021 Accountability Concerns



- Other 2021 accountability concerns:
 - Deemphasizing high stakes testing
 - Focusing on diagnostic testing and intervention
 - Resetting targets
 - Punishing schools for lack of performance

Potential Approaches to 2021 Accountability

Option 1—Maintain Status Quo

- System remains the same
- Maintain existing calculations and performance expectations
- Use closest data proxy for growth
- Identify/exit campuses for school improvement using existing methodology

Option 3—Adapted/Temporary System

- Revise and/or replace some elements due to missing/impacted data
- Revise weighting and/or scaling
- Return to 2019 system in 2022
- Evaluate identification/exit criteria for school improvement

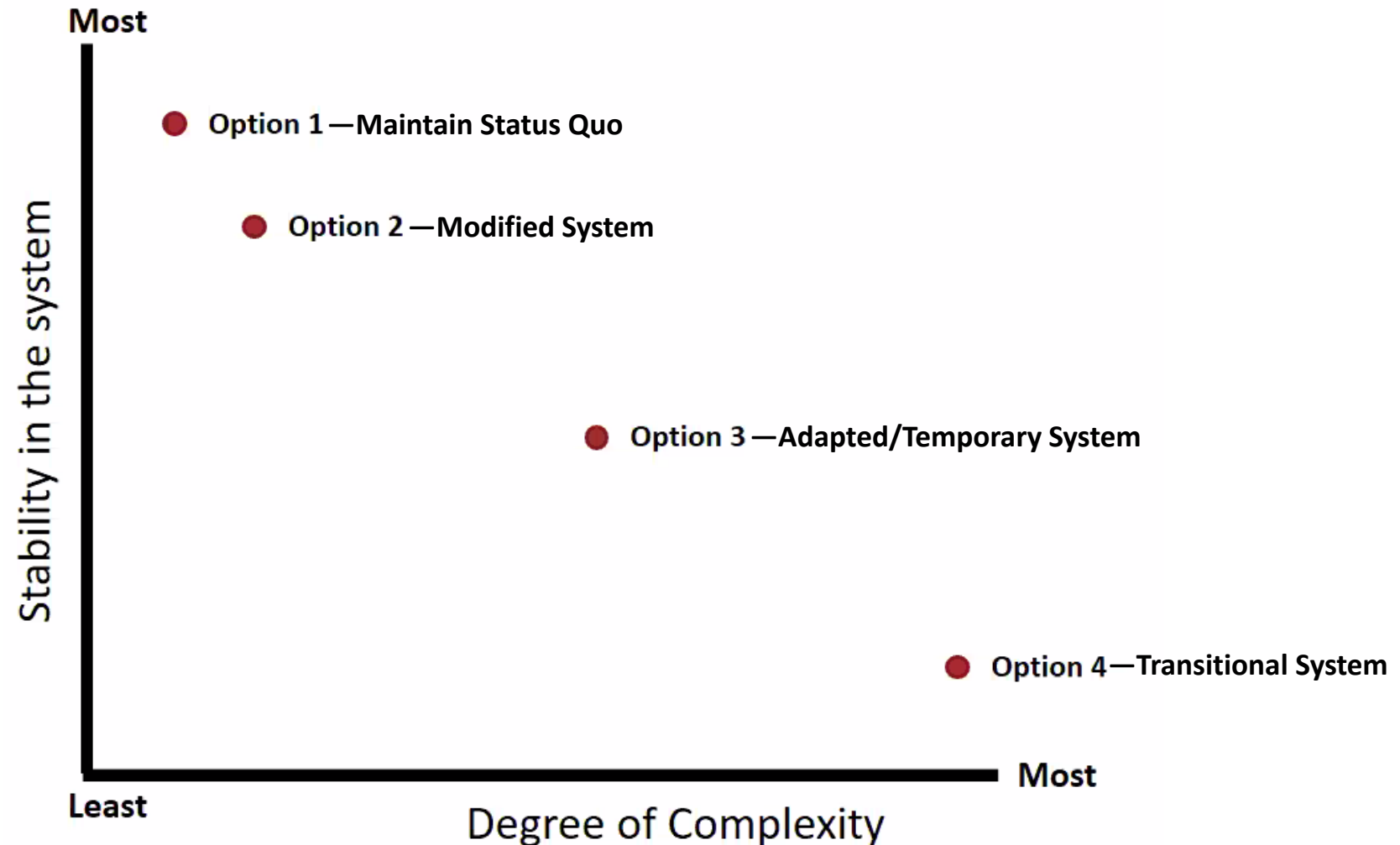
Option 2—Modified System

- System remains the same
- Adjust calculations and/or performance expectations
- Use closest data proxy for growth
- Update identification/exit criteria for school improvement

Option 4—Transitional System

- Use minimally available indicators
- Use disruption as opportunity to phase in indicators of the updated system
- Use 2021 data to benchmark 2022 as a transitional year
- Fully implement the updated system in 2023

Potential Approaches to 2021 Accountability



- It is too early to speculate on allowable waivers for 2021.
- At this point, federal accountability appears to be required.
- The Department is developing an addendum template for states to use outside of state plan that lists what all was impacted (e.g., weights, targets, and other one-year changes). This would be appropriate for modified or temporary systems.
 - Summer template release is anticipated, due in late 2020
 - Changes will apply for one year
 - Requires public comment
 - Includes a streamlined review process

What are other states doing?

- Some states plan to pursue a waiver or legally leverage the waiver from 2020 to refrain from issuing accountability ratings.
 - Michigan
 - South Carolina
 - Georgia
- Most states are modeling with available data to determine which metrics are feasible for inclusion. (Modified and temporary systems seem to be the most popular option at this point.)
- A few states are surveying stakeholders about potential implications of issuing/not issuing ratings.

Commissioner's Thoughts

- We should continue to monitor the situation, and in the meantime, analyze as much data as we can to determine the best path forward.
- Decisions will not be made until the end of the calendar year.
- Targets may need to be flexible due to the unpredictable impact of COVID-19 on outcomes, but we need additional information before making any decisions.

Additional Upcoming Releases

Texas Academic Performance Report (TAPR)

- The PDF version of the TAPR is scheduled to be released in the TEAL Accountability application and on the TEA public website this fall. The comprehensive online TAPR System (HTML version), now in its third year, includes additional indicators that are not published in the PDF TAPR.
- Most data in the HTML system will be processed and released prior to the PDF, followed by additional updates throughout the fall and winter.
- TAPR data downloads and a comprehensive glossary will be released in late winter.

Snapshot 2019: School District Profiles

- Snapshot provides an overview of public education in Texas, at both the state and district levels, and includes almost 100 separate data elements to either browse or download.
- Snapshot combines data into summary tables based on specific characteristics, and its peer-search function allows a user to group districts according to shared characteristics such as district size or type.
- Snapshot 2019: School District Profiles will be available in early September.



A large group of diverse elementary school children are sitting together, filling the background of the slide. They are all smiling and looking towards the camera. The children are of various ethnicities and ages, ranging from young children to pre-teens. They are wearing casual clothing like t-shirts, sweatshirts, and hoodies. The background is a light, neutral color, possibly a wall or a backdrop.

Thank you!